

NEWCAPITAL

2024 CLIENT SATISFACTION SURVEY

RESULTS

2024 CLIENT SATISFACTION SURVEY

SUMMARY OF RESULTS

Thank you to our clients who participated in the 2024 New Capital Client Satisfaction Survey. The data gathered from the responses provides us with valuable information regarding our services, operations, and professional relationships so that we can continue to improve for you.

We are greatly pleased to report that the survey indicates **very** high client satisfaction levels across all practice areas. Here is a summary of the results:

- We experienced a **40%** client household participation rate.
- **\$920** was donated to selected charities including: Planned Parenthood Gulf Coast, 350.org, WildAid, Houston Food Bank, Houston Area Women's Center, Committee to Protect Journalists, UNICEF, Teach for America, Save The Children, Sandy Hook Promise, and Houston Habitat for Humanity.
- New Capital's services received the following ratings:
 - Financial Planning – 4.62/5
 - Advice – 4.75/5
 - Investment Management – 4.51/5
 - Administrative Services – 4.71/5
 - Meetings – 4.67/5
 - Service Partners – 4.45/5
 - Communication Tools – 4.43/5
 - Overall Value – 4.87/5
- Net-Promoter Score
 - 94% of respondents indicated that they are very likely to refer New Capital Management to a friend or colleague.
 - 6% of respondents indicated that they are passive about referring New Capital Management to a friend or colleague.
 - 0.00% of respondents indicated that they would not refer New Capital Management to a friend or colleague.

Every day, and in everything we do, we are constantly striving to exceed your expectations. Please contact us if there is any way we can improve our services to you, or if you know someone who might benefit from meeting with us. We welcome and appreciate introductions to your family, friends, and colleagues so that we might serve them as well.

Sincerely,



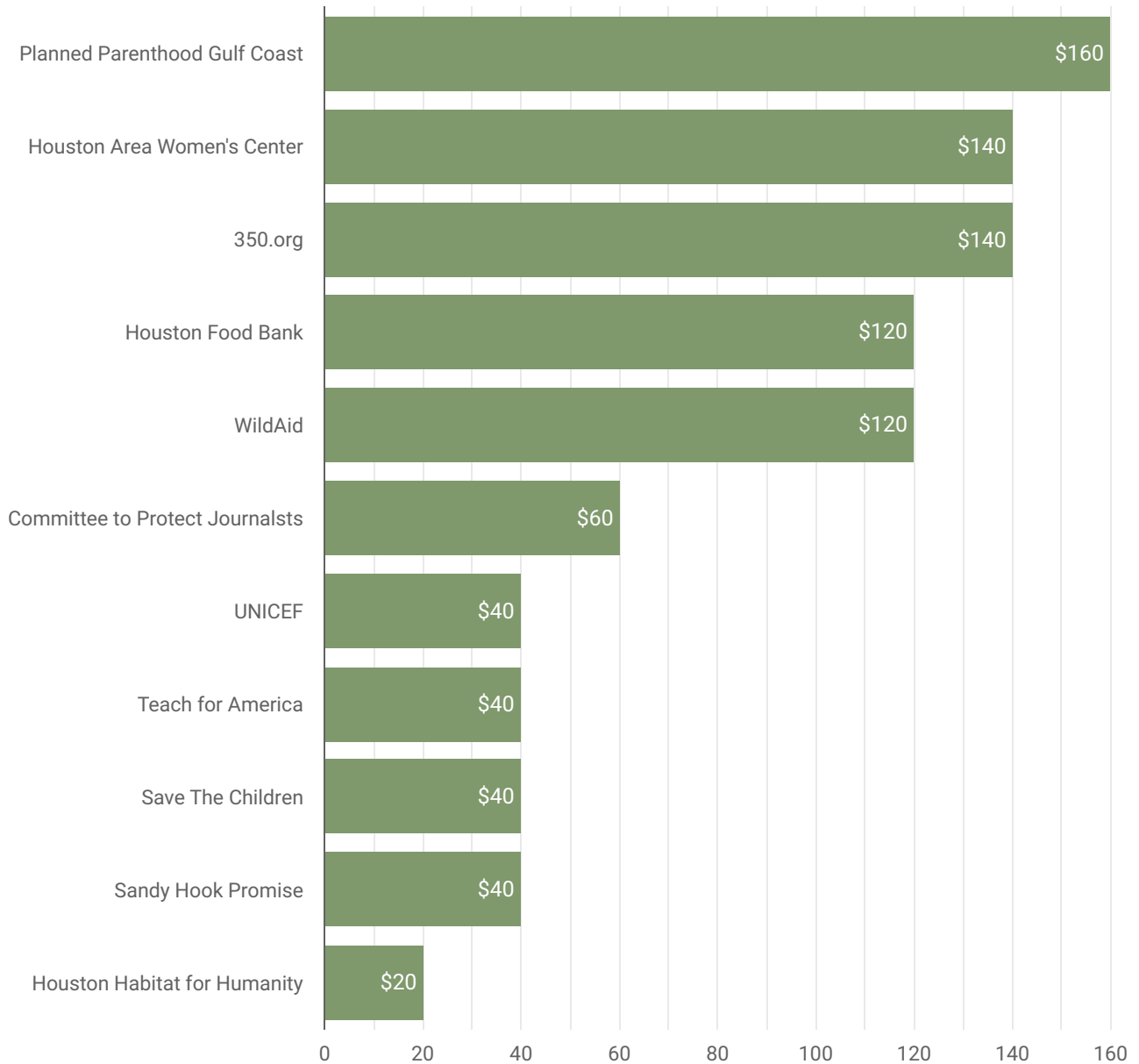
Catherine Bahr
Director of Communications

2024 CLIENT SATISFACTION SURVEY

CHARITY DONATIONS

1. We know that your time is valuable and to show appreciation for completing this survey, we will donate \$20 (per household) to the charity of your choice.

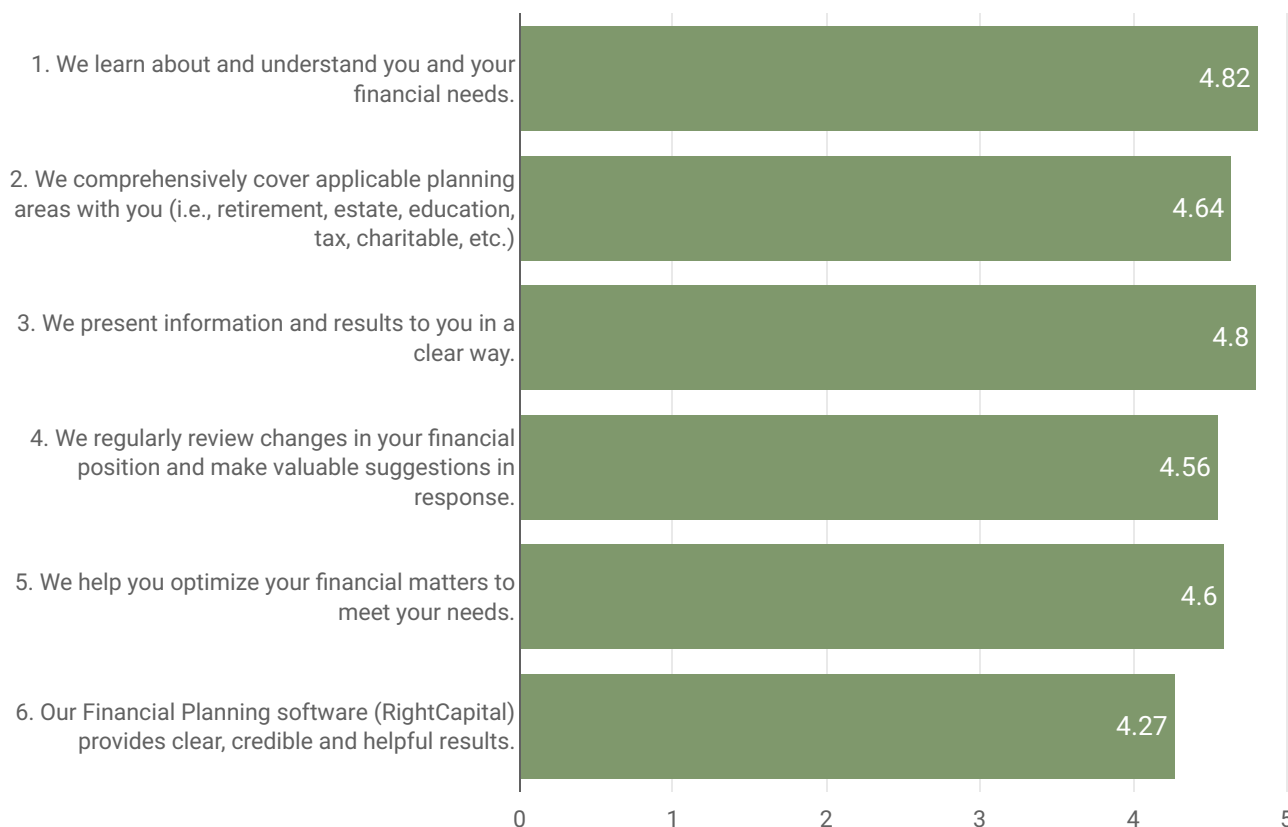
Total Donation: \$920.00



2024 CLIENT SATISFACTION SURVEY

FINANCIAL PLANNING

Please evaluate the following statements about our **Financial Planning** work for you:

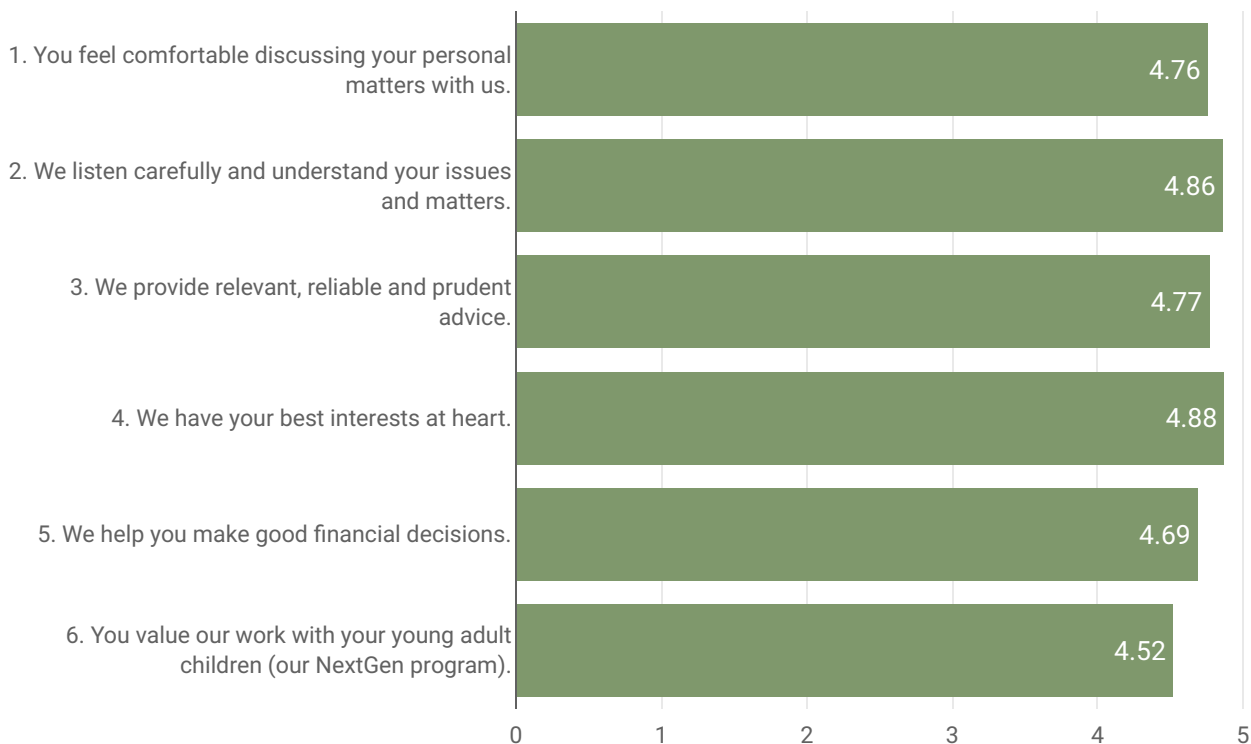


Question ^	Strongly Agree	Agree	Neutral	Disagree	Strongly Disagree	Weighted Average
1. We learn about and understand you and your financial needs.	82.00%	18.00%	0.00%	0.00%	0.00%	4.82
2. We comprehensively cover applicable planning areas with you (i.e., retirement, estate, education, tax, charitable, etc.)	68.00%	28.00%	4.00%	0.00%	0.00%	4.64
3. We present information and results to you in a clear way.	82.00%	16.00%	2.00%	0.00%	0.00%	4.8
4. We regularly review changes in your financial position and make valuable suggestions in response.	60.42%	35.42%	4.17%	0.00%	0.00%	4.56
5. We help you optimize your financial matters to meet your needs.	64.00%	32.00%	4.00%	0.00%	0.00%	4.6
6. Our Financial Planning software (RightCapital) provides clear, credible and helpful results.	43.18%	40.91%	15.91%	0.00%	0.00%	4.27

2024 CLIENT SATISFACTION SURVEY

ADVICE

Please evaluate the following statements about the **ADVICE** we give to you:

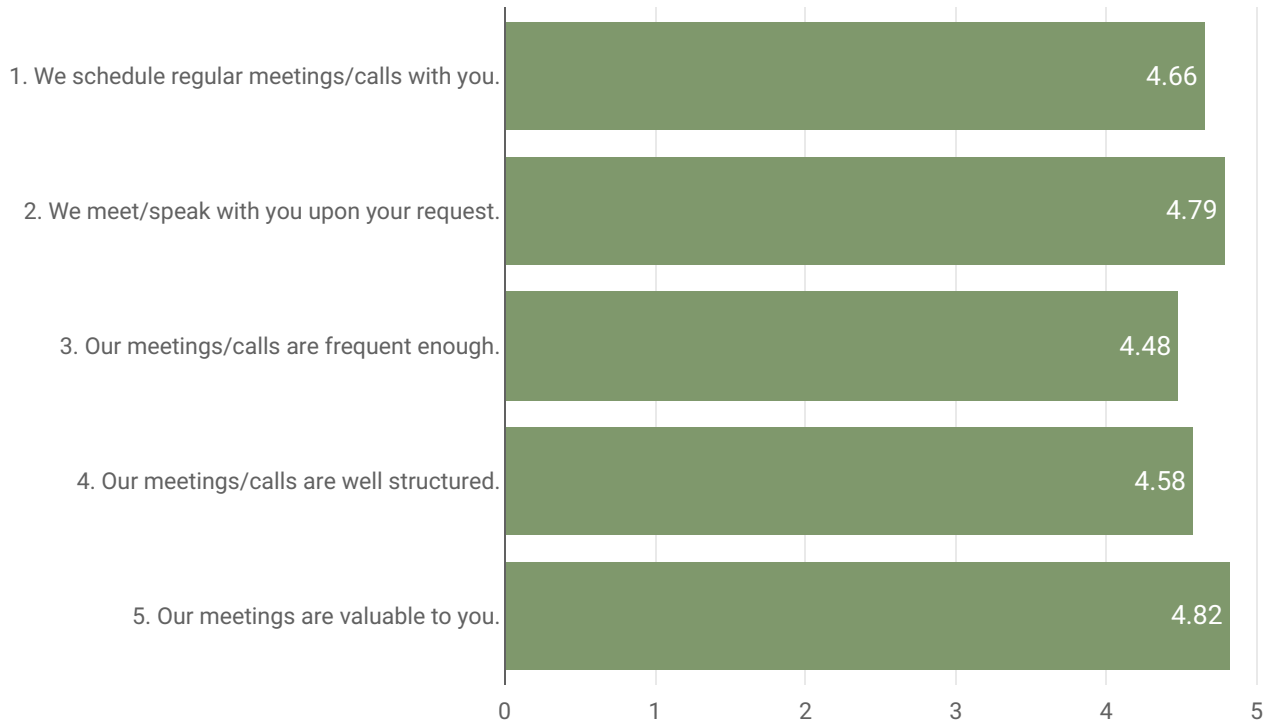


Question ^	Strongly Agree	Agree	Neutral	Disagree	Strongly Disagree	Weighted Average
1. You feel comfortable discussing your personal matters with us.	77.55%	20.41%	2.04%	0.00%	0.00%	4.76
2. We listen carefully and understand your issues and matters.	85.71%	14.29%	0.00%	0.00%	0.00%	4.86
3. We provide relevant, reliable and prudent advice.	77.08%	22.92%	0.00%	0.00%	0.00%	4.77
4. We have your best interests at heart.	87.76%	12.24%	0.00%	0.00%	0.00%	4.88
5. We help you make good financial decisions.	69.39%	30.61%	0.00%	0.00%	0.00%	4.69
6. You value our work with your young adult children (our NextGen program).	66.67%	19.05%	14.29%	0.00%	0.00%	4.52

2024 CLIENT SATISFACTION SURVEY

MEETINGS

Please evaluate the following statements about our **MEETINGS** with you:

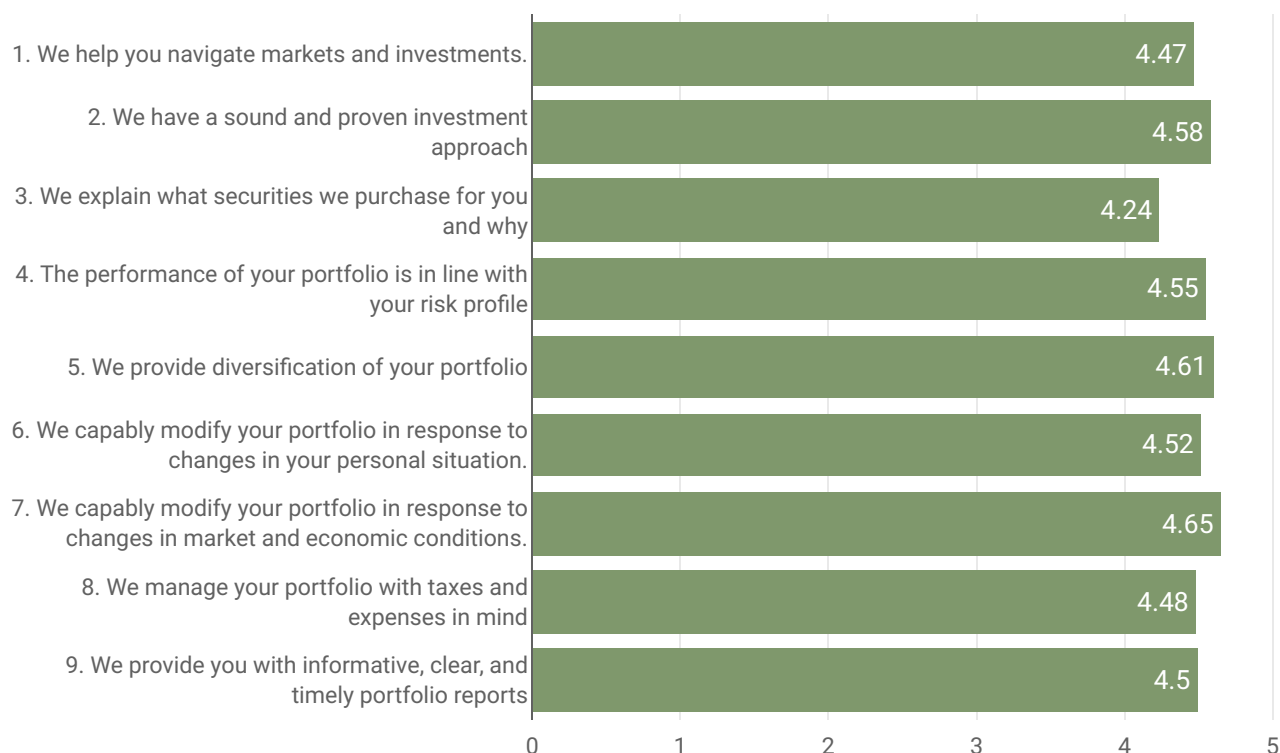


Question ^	Strongly Agree	Agree	Neutral	Disagree	Strongly Disagree	Weighted Average
1. We schedule regular meetings/calls with you.	66.00%	34.00%	0.00%	0.00%	0.00%	4.66
2. We meet/speak with you upon your request.	79.17%	20.83%	0.00%	0.00%	0.00%	4.79
3. Our meetings/calls are frequent enough.	56.25%	37.50%	4.17%	2.08%	0.00%	4.48
4. Our meetings/calls are well structured.	60.00%	38.00%	2.00%	0.00%	0.00%	4.58
5. Our meetings are valuable to you.	82.00%	18.00%	0.00%	0.00%	0.00%	4.82

2024 CLIENT SATISFACTION SURVEY

INVESTMENTS

Please evaluate the following statements about management of your **INVESTMENTS**:

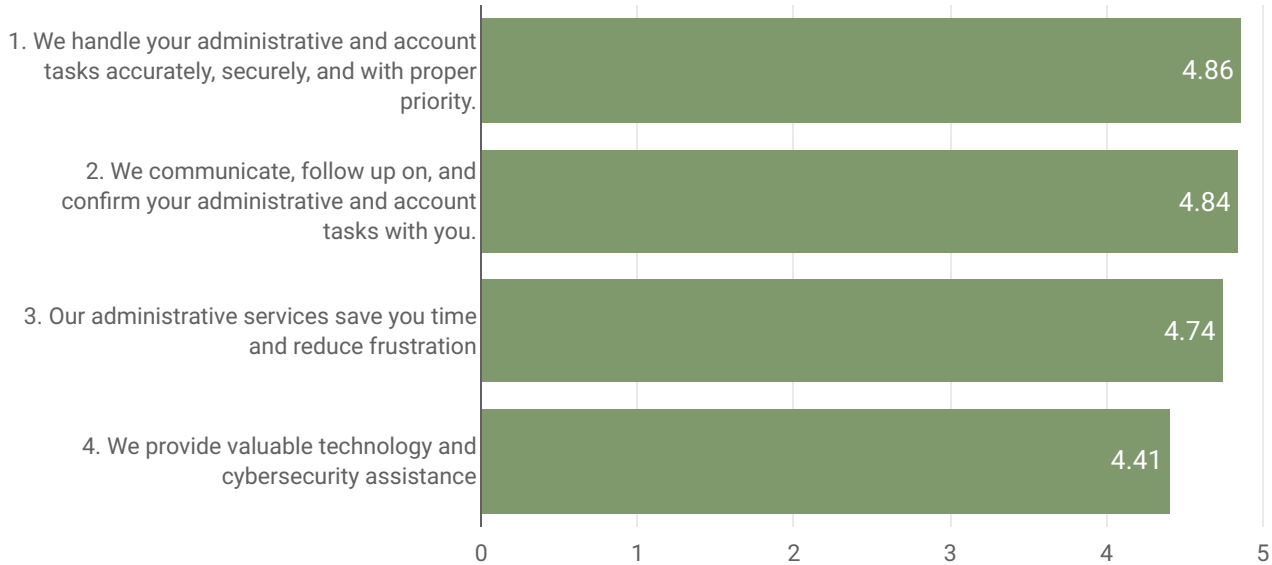


Question ^	Strongly Agree	Agree	Neutral	Disagree	Strongly Disagree	Weighted Average
1. We help you navigate markets and investments.	53.19%	40.43%	6.38%	0.00%	0.00%	4.47
2. We have a sound and proven investment approach	60.00%	38.00%	2.00%	0.00%	0.00%	4.58
3. We explain what securities we purchase for you and why	44.00%	38.00%	16.00%	2.00%	0.00%	4.24
4. The performance of your portfolio is in line with your risk profile	57.14%	40.82%	2.04%	0.00%	0.00%	4.55
5. We provide diversification of your portfolio	61.22%	38.78%	0.00%	0.00%	0.00%	4.61
6. We capably modify your portfolio in response to changes in your personal situation.	56.52%	39.13%	4.35%	0.00%	0.00%	4.52
7. We capably modify your portfolio in response to changes in market and economic conditions.	66.67%	31.25%	2.08%	0.00%	0.00%	4.65
8. We manage your portfolio with taxes and expenses in mind	54.00%	40.00%	6.00%	0.00%	0.00%	4.48
9. We provide you with informative, clear, and timely portfolio reports	54.17%	41.67%	4.17%	0.00%	0.00%	4.5

2024 CLIENT SATISFACTION SURVEY

ADMINISTRATIVE SERVICES

Please evaluate the following statements about our **ADMINISTRATIVE SERVICES**:

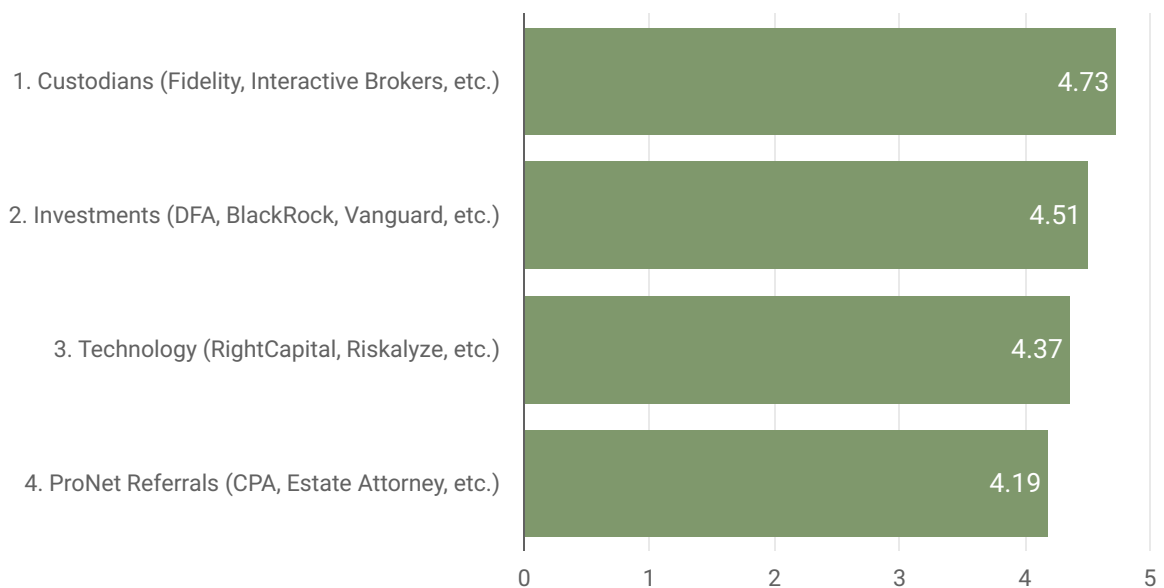


Question ^	Strongly Agree	Agree	Neutral	Disagree	Strongly Disagree	Weighted Average
1. We handle your administrative and account tasks accurately, securely, and with proper priority.	86.00%	14.00%	0.00%	0.00%	0.00%	4.86
2. We communicate, follow up on, and confirm your administrative and account tasks with you.	84.00%	16.00%	0.00%	0.00%	0.00%	4.84
3. Our administrative services save you time and reduce frustration	74.00%	26.00%	0.00%	0.00%	0.00%	4.74
4. We provide valuable technology and cybersecurity assistance	54.35%	32.61%	13.04%	0.00%	0.00%	4.41

2024 CLIENT SATISFACTION SURVEY

SERVICE PARTNERS

Please rate your satisfaction with the following **SERVICE PARTNERS**:

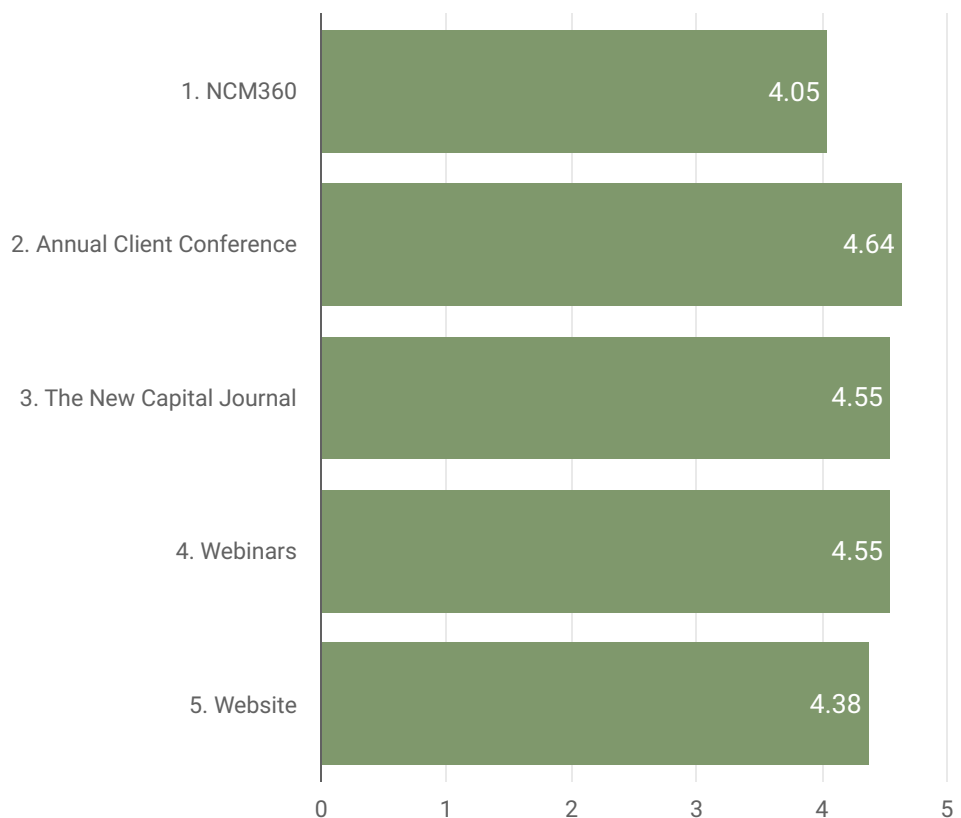


Question ^	Very Satisfied	Satisfied	Neutral	Unsatisfied	Very Unsatisfied	Weighted Average
1. Custodians (Fidelity, Interactive Brokers, etc.)	73.47%	26.53%	0.00%	0.00%	0.00%	4.73
2. Investments (DFA, BlackRock, Vanguard, etc.)	61.54%	30.77%	5.13%	2.56%	0.00%	4.51
3. Technology (RightCapital, Riskalyze, etc.)	50.00%	36.96%	13.04%	0.00%	0.00%	4.37
4. ProNet Referrals (CPA, Estate Attorney, etc.)	40.54%	37.84%	21.62%	0.00%	0.00%	4.19

2024 CLIENT SATISFACTION SURVEY

COMMUNICATION TOOLS

Please indicate your level of use of the following New Capital **COMMUNICATIONS TOOLS**:



Question ^	Very Satisfied	Satisfied	Neutral	Unsatisfied	Very Unsatisfied	Weighted Average
1. NCM360	31.71%	43.90%	21.95%	2.44%	0.00%	4.05
2. Annual Client Conference	68.09%	27.66%	4.26%	0.00%	0.00%	4.64
3. The New Capital Journal	59.57%	36.17%	4.26%	0.00%	0.00%	4.55
4. Webinars	59.52%	35.71%	4.76%	0.00%	0.00%	4.55
5. Website	45.24%	47.62%	7.14%	0.00%	0.00%	4.38

2024 CLIENT SATISFACTION SURVEY

SERVICES

Please evaluate the following statements about our **SERVICES**:

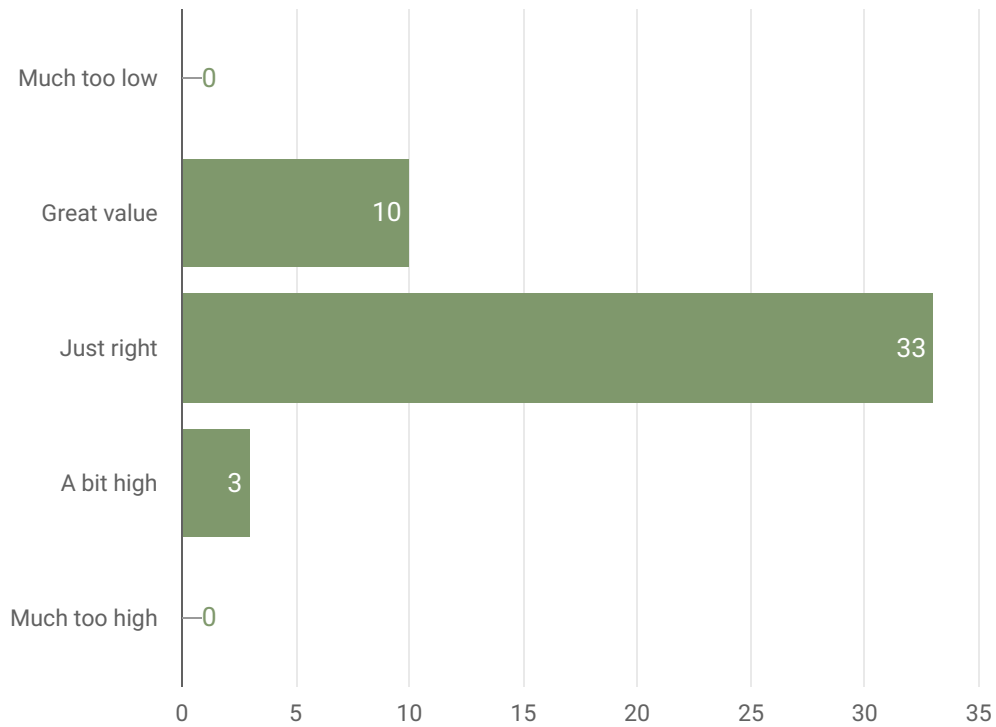


Question ^	Strongly Agree	Agree	Neutral	Disagree	Strongly Disagree	Weighted Average
1. You trust us with your financial needs.	86.00%	14.00%	0.00%	0.00%	0.00%	4.86
2. You value our fiduciary obligation to you.	90.00%	10.00%	0.00%	0.00%	0.00%	4.9
3. You value our independence in the investment industry	90.00%	10.00%	0.00%	0.00%	0.00%	4.9
4. You value our personal client service	94.00%	6.00%	0.00%	0.00%	0.00%	4.94
5. You value our innovation	76.00%	24.00%	0.00%	0.00%	0.00%	4.76

2024 CLIENT SATISFACTION SURVEY

FEES

New Capital FEES are:



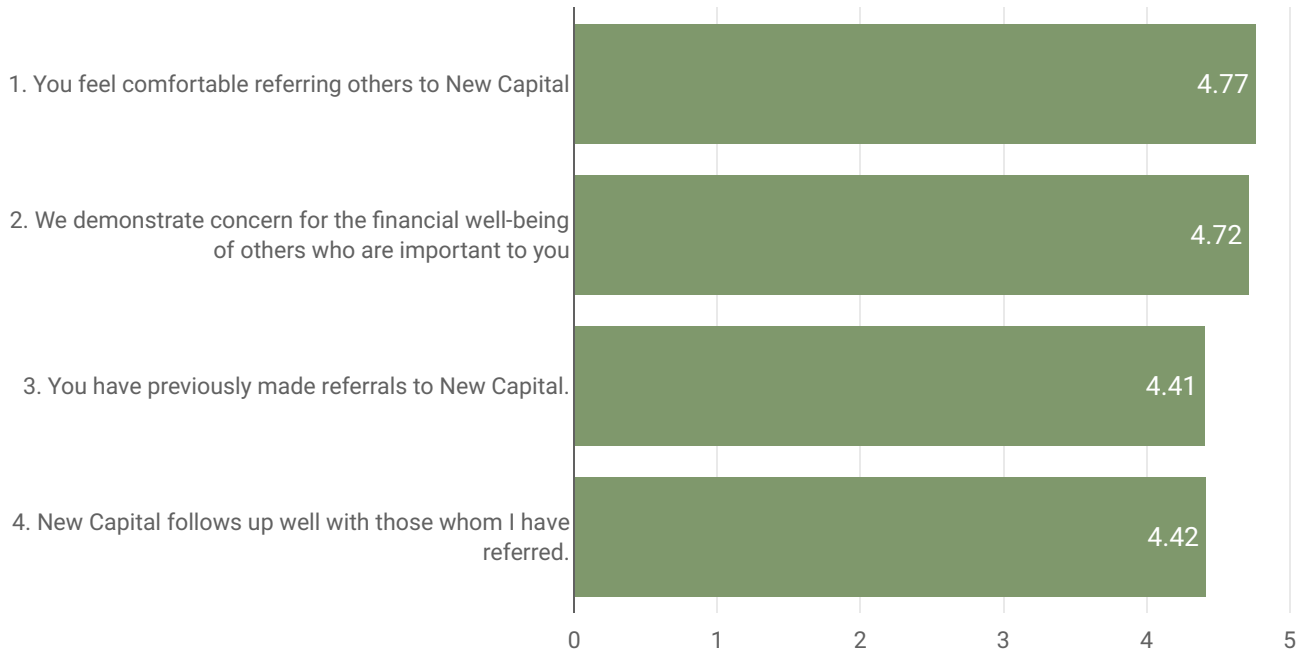
	Percent	Count
Much too low	0.00%	0
Great value	21.74%	10
Just right	71.74%	33
A bit high	6.52%	3
Much too high	0.00%	0

2024 CLIENT SATISFACTION SURVEY

Next page

REFERRALS OF FRIENDS & FAMILY

Please evaluate the following statements about our handling of your **REFERRALS, FRIENDS,** and **FAMILY**:

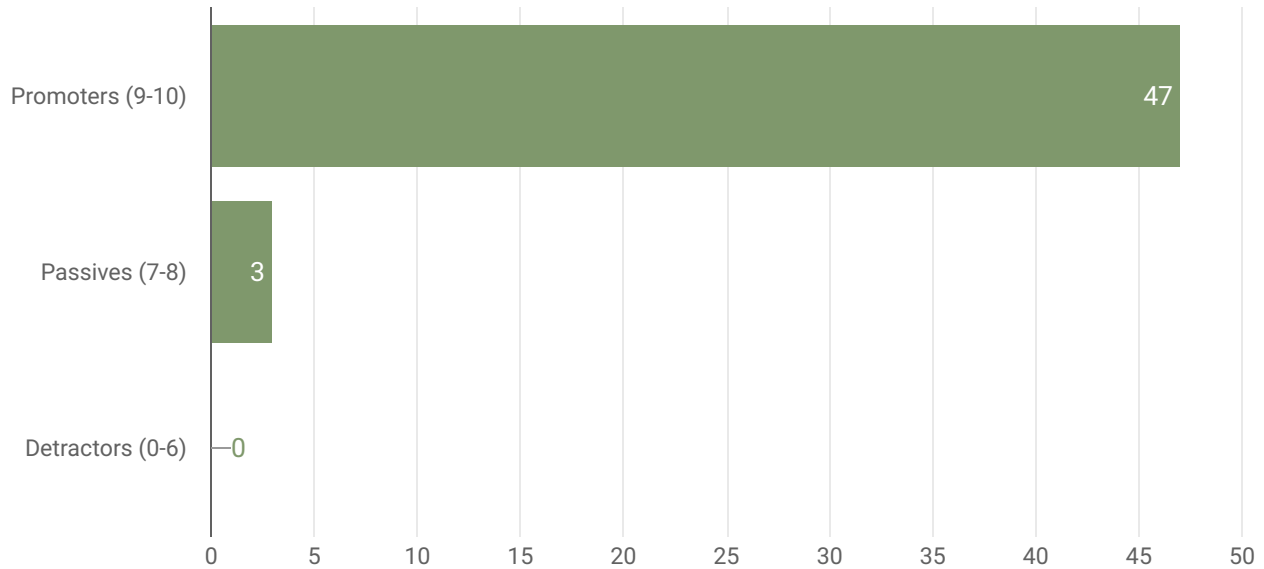


Question ^	Strongly Agree	Agree	Neutral	Disagree	Strongly Disagree	Weighted Average
1. You feel comfortable referring others to New Capital	79.17%	18.75%	2.08%	0.00%	0.00%	4.77
2. We demonstrate concern for the financial well-being of others who are important to you	73.91%	23.91%	2.17%	0.00%	0.00%	4.72
3. You have previously made referrals to New Capital.	53.85%	33.33%	12.82%	0.00%	0.00%	4.41
4. New Capital follows up well with those whom I have referred.	58.06%	25.81%	16.13%	0.00%	0.00%	4.42

2024 CLIENT SATISFACTION SURVEY

NET PROMOTER SCORE

How likely is it that you would recommend New Capital Management to a friend or colleague?



	COUNT	PERCENT
Promoters (9-10)	47.00	94%
Passives (7-8)	3.00	6%
Detractors (0-6)	0.00	0%

Net Promoter Score

Net Promoter Score measures customer experience and predicts business growth.

The scale ranges from -100 to 100.

